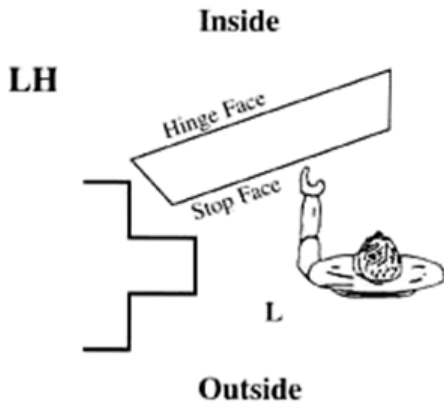


DOOR SWINGS

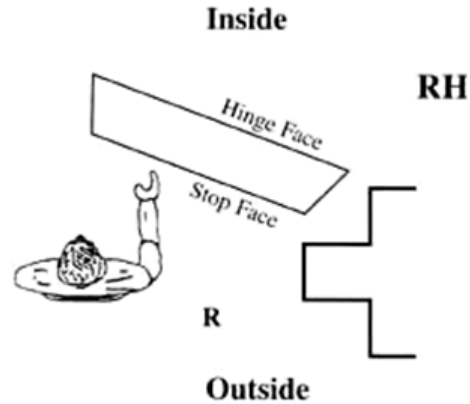
A guide for determining door swing

Tips to remember:

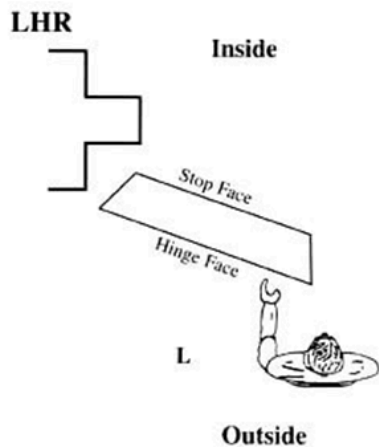
1. The hand of the doors is always determined from the outside
2. The outside of an interior door is the key side or means of egress (flow of traffic)
3. The outside of a closet door is the side opposite the closet



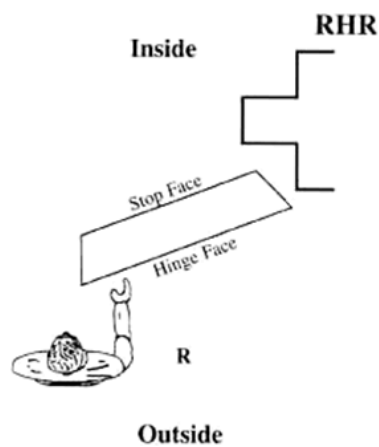
Left Hand:
When the hinges are on the left (concealed from view) and the door swings away from you (into the room/building), the door is Left Hand (LH).



Right Hand:
When the hinges are on the right (concealed from view) and the door swings away from you (into the room/building), the door is Right Hand (RH).



Left Hand Reverse:
When the hinges are on the left (visible) and the door swings toward you, the door is Left Hand Reverse (LHR).



Right Hand Reverse:
When the hinges are on the right (visible) and the door swings toward you, the door is Right Hand Reverse (RHR).