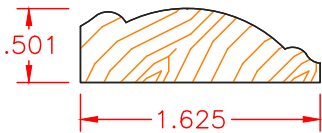
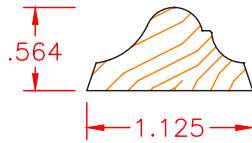


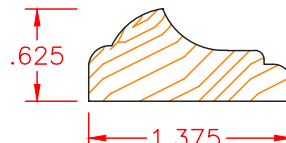
VT offers an assortment of applied mouldings including the MLD-54, which is the most popular profile available. Below are the different surface applied moulding profiles available for us on VT doors. When sending an order in please specify which profile is being used for the project. Please contact your customer service representative for more details on custom moulding profiles.



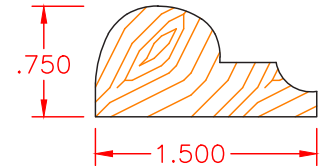
E2



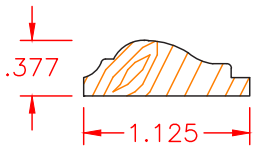
MLD-42



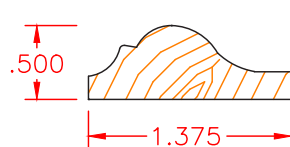
E5



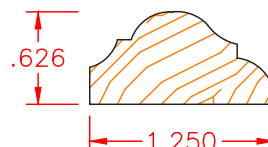
MLD-88



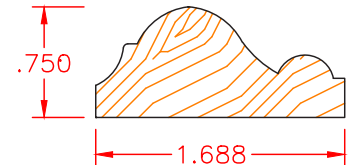
MLD-36



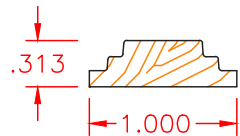
MLD-72



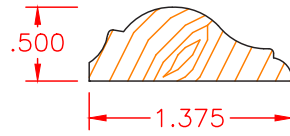
E10



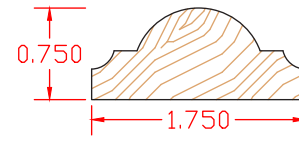
E12



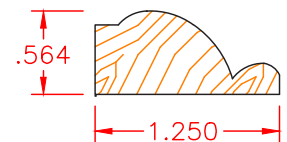
MLD-67



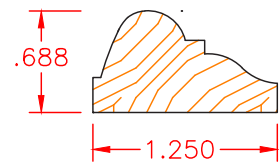
MLD-90



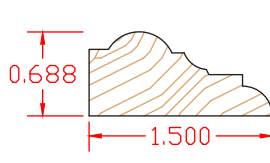
MLD-55



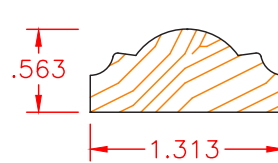
E15



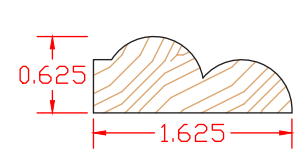
E16



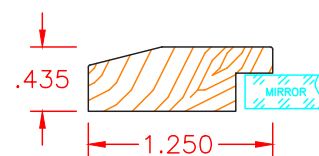
MLD-56



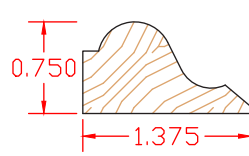
E17



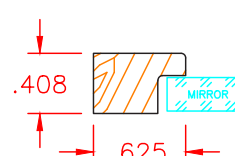
MLD-57



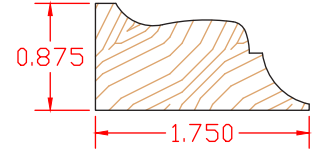
E18



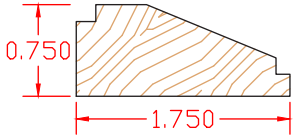
MLD-58



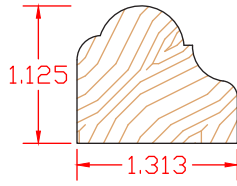
E19



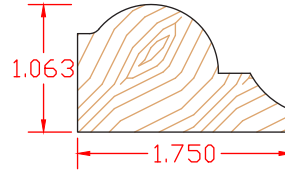
MLD-59



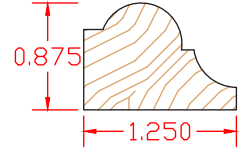
MLD-60



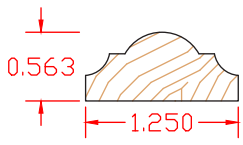
MLD-66



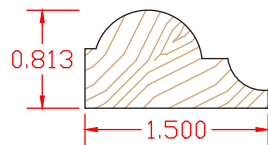
MLD-62



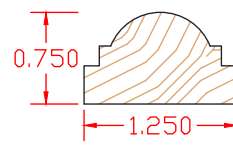
MLD-61



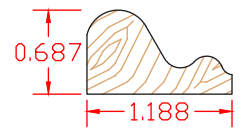
MLD-63



MLD-64



MLD-54



MLD-65