

DURABLE EDGE SOLUTIONS



WHEN YOU CHOOSE VT, YOU CHOOSE PERFORMANCE AND BEAUTY.

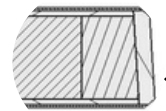
“CONSTRUCTED TO LAST,




“..BUILT TO PERFORM”

MORE CONFIDENCE,
MORE DURABILITY.

Whether your project is healthcare, hospitality, education, or government, your doors need to withstand the test of time. Which, is exactly why VT doors provide durability for any application ranging from moderate impact to extreme, all allowing you to put more confidence into your VT door.



3MM PVC IMPACT RESISTANT EDGE



HPDL SURFACE





LEADING THE INDUSTRY IN DURABILITY

DURABLE EDGE SOLUTIONS

MORE CONFIDENCE, MORE DURABILITY.




HOW DO THEY COMPARE?

HERITAGE COLLECTION

PALLADIUM COLLECTION

High Pressure Decorative Laminate (HPDL) Doors

Palladium Impact Resistant Doors

WOOD EDGE		LAMINATE EDGE		PVC EDGE		STAINLESS STEEL		FIXED EDGE		REMOVABLE EDGE	
Stained or painted to match laminate face, easier to field repair		Matching edge, more durable than a veneered edge		3 mm high impact Polyvinyl Chloride product, available in solid color or wood grain to match faces		Available as mortised and installed at factory, high impact and easy replacement on damaged edges		Vinyl clad edge provides additional protection in high-impact environments		Allows replacement of damaged door edges without replacing the entire door - rounded edge minimizes damage	
DURABILITY LEVEL ★★		DURABILITY LEVEL ★★		DURABILITY LEVEL ★★★		DURABILITY LEVEL ★★★		DURABILITY LEVEL ★★★★		DURABILITY LEVEL ★★★★★	
											

1000 INDUSTRIAL PARK | HOLSTEIN, IA 51025 | 800.827.1615

VTDOORS.COM

